

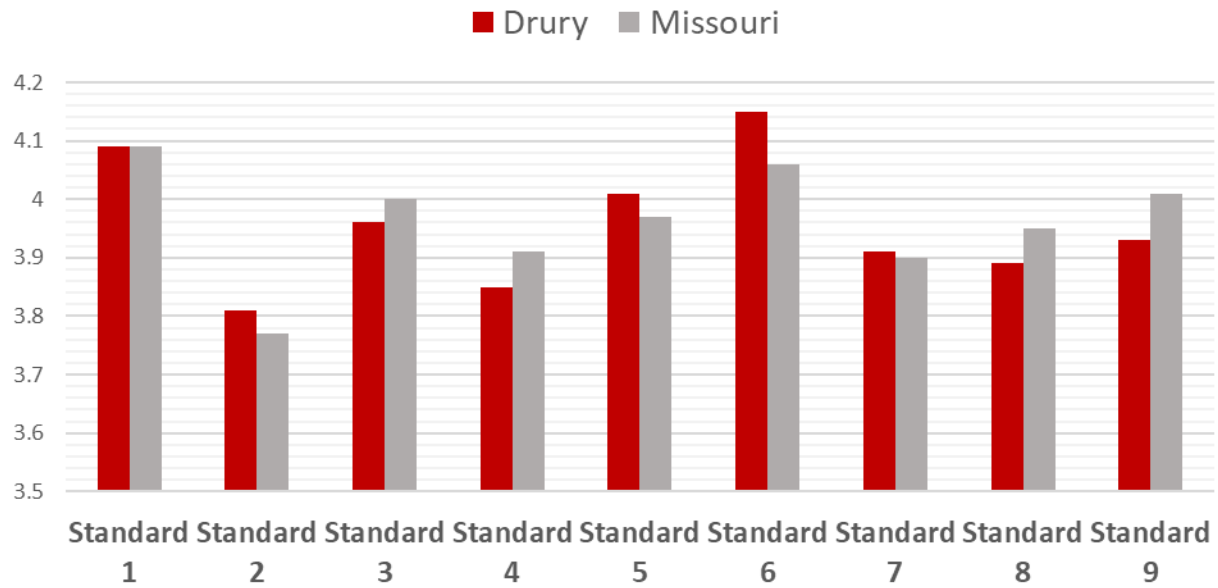
## **Employer Satisfaction 2018-20**

Conducted by Missouri's Department of Elementary and Secondary Education (DESE) and The University of Missouri's Office of Social and Economic Data Analysis (OSED), the First-Year Teacher Survey rates new teachers on their effectiveness based on the nine Missouri Teaching Standards. The survey includes 39 questions over the standards with scores ranging from 1 (Strongly Disagree) to 5 (Strongly Agree). Principals of the first-year teacher complete the survey based on their observations and satisfaction with their first-year teacher(s). The following graphs display the averages of Drury compared to other Missouri educator preparation program's first-year teachers based on the nine Missouri Teaching Standards.

### **9 Missouri Teaching Standards**

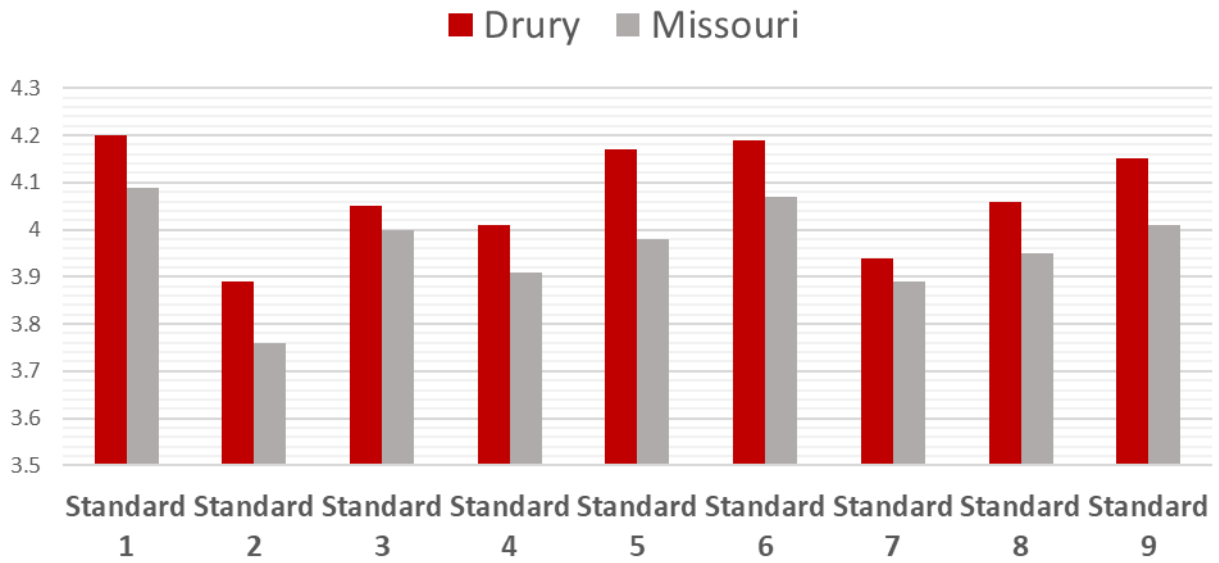
1. Content Knowledge
2. Student Learning, Growth, and Development
3. Curriculum Implementation
4. Critical Thinking
5. Positive Classroom Environment
6. Effective Communication
7. Student Assessment and Data Analysis
8. Professionalism
9. Professional Collaboration

## 2018 Drury & Missouri Employer Satisfaction Averages



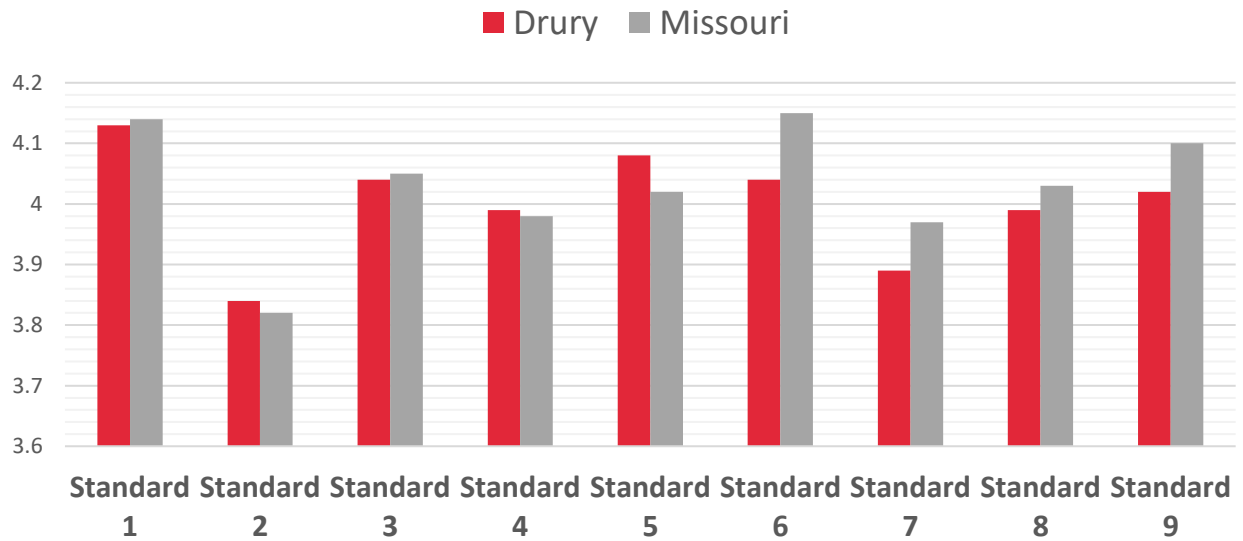
Teaching Standard	Drury Average	Missouri Average
1	4.09	4.09
2	3.81	3.77
3	3.96	4.00
4	3.85	3.91
5	4.01	3.97
6	4.15	4.06
7	3.91	3.90
8	3.89	3.95
9	3.93	4.01

# 2019 Drury & Missouri Employer Satisfaction Averages



Teaching Standard	Drury Average	Missouri Average
1	4.20	4.09
2	3.89	3.76
3	4.05	4.00
4	4.01	3.91
5	4.17	3.98
6	4.19	4.07
7	3.94	3.89
8	4.06	3.95
9	4.15	4.01

# 2020 Drury & Missouri Employer Satisfaction Averages



Teaching Standard	Drury Average	Missouri Average
1	4.13	4.14
2	3.84	3.82
3	4.04	4.05
4	3.99	3.98
5	4.08	4.02
6	4.04	4.15
7	3.89	3.97
8	3.99	4.03
9	4.02	4.10